

NEXT DOCS ECM EXPERT S.R.L.

FINANCIAL SCHEDULES

31 DECEMBER 2021

CONTENTS

PAGE

Auditors' Report	3-5
Statement of Financial Position	6
Statement of Income	7
Statement of Cash Flows	8
Statement of changes in equity	9
Notes to the financial schedules	10-25

Independent Auditor's Report

To: the Management of NEXT DOCS ECM EXPERT SRL

Opinion

We have audited the accompanying special purpose financial information (further referred to as "the Financial Schedules") of NEXT DOCS ECM EXPERT SRL as at 31 December 2021 and for the year then ended, prepared in accordance with the Note 4.1 of the Financial Schedules.

In our opinion, the Financial Schedules of NEXT DOCS ECM EXPERT SRL as at 31 December 2021 and for the year then ended, have been prepared, in all material respects, in accordance with the Note 4.1.

Basis for Opinion

We conducted our audit in accordance with International Standards on Auditing (ISAs). Our responsibilities under those standards are further described in the "Auditor's responsibilities for the audit of the Financial Schedules" section of our report. We are independent of the Company within the meaning of ethical requirements relevant for the audit of the Financial Schedules and have fulfilled our other ethical responsibilities under these requirements. We believe that the audit evidence we have obtained is sufficient and appropriate to provide a basis for our opinion.

Restriction of use and Distribution

Our auditor's report on these Financial Schedules has been prepared for the management of the Company and its auditors for internal use and consolidation purposes of the AUSTRIACARD AG group and should not be distributed to or used by any other parties.

Responsibilities of management and those charged with governance for the Financial Schedules

Management is responsible for the preparation and fair presentation of these Financial Schedules in accordance with Note 4.1, and for such internal control as management determines is necessary to enable the preparation of Financial Schedules that are free from material misstatement, whether due to fraud or error.

In preparing the Financial Schedules, management is responsible for assessing the Company's ability to continue as a going concern, disclosing, as applicable, matters related to going concern and using the

going concern basis of accounting unless management either intends to liquidate the Company or to cease operations, or has no realistic alternative but to do so.

Those charged with governance are responsible for overseeing the Company's financial reporting process.

The Financial Schedules has been prepared solely to enable AUSTRIACARD AG Group to prepare consolidated financial statements and is not intended to follow all the presentation and disclosures required in accordance with International Financial Reporting Standards.

Auditor's responsibilities for the audit of the Financial Schedules

The objectives of our audit are to obtain reasonable assurance about whether the Financial Schedules as a whole are free from material misstatement, whether due to fraud or error, and to issue an auditor's report that includes our opinion. Reasonable assurance is a high level of assurance, but is not a guarantee that an audit conducted in accordance with ISAs will always detect a material misstatement when it exists. Misstatements can arise from fraud or error and are considered material if, individually or in the aggregate, they could reasonably be expected to influence the economic decisions of users taken on the basis of these Financial Schedules.

As part of an audit in accordance with ISAs, we exercise professional judgment and maintain professional skepticism throughout the audit. We also:

- Identify and assess the risks of material misstatement of the Financial Schedules, whether due to fraud or error, design and perform audit procedures responsive to those risks, and obtain audit evidence that is sufficient and appropriate to provide a basis for our opinion. The risk of not detecting a material misstatement resulting from fraud is higher than for one resulting from error, as fraud may involve collusion, forgery, intentional omissions, misrepresentations, or the override of internal control.
- Obtain an understanding of internal control relevant to the audit in order to design audit procedures that are appropriate in the circumstances, but not for the purpose of expressing an opinion on the effectiveness of the Company's internal control.
- Evaluate the appropriateness of accounting policies used and the reasonableness of accounting estimates and related disclosures made by management.
- Conclude on the appropriateness of management's use of accounting on a going concern basis and determine, based on audit evidence obtained, whether a material uncertainty exists related to events or conditions that may cast significant doubt on the Company's ability to continue as a going concern. If we conclude that a material uncertainty exists, we are required to draw attention in our auditor's report to the related disclosures in the Financial Schedules or, if such disclosures are inadequate, to modify our opinion. Our conclusions are based on the audit evidence obtained up to the date of our auditor's report. However, future events or conditions may cause the Company to cease to continue as a going concern.
- Evaluate the overall presentation, structure and content of the Financial Schedules, including the disclosures, and whether the Financial Schedules represent the underlying transactions and events in a manner that achieves fair presentation.

We communicate with those charged with governance regarding, among other matters, the planned scope and timing of the audit and significant audit findings, including any significant deficiencies in internal control that we identify during our audit.

Grant Thornton

Grant Thornton Audit SRL

Bucharest, Romania

10 June 2022




NEXT DOCS ECM EXPERT S.R.L.
 STATEMENT OF FINANCIAL POSITION
 31 DECEMBER 2021
 (In RON unless otherwise stated)


	Notes	31.12.2021	31.12.2020
Non-current assets			
Property, plant and equipment	6	1,273,649	1,226,042
Intangible assets	6	307,552	364,624
Deferred tax asset		9,300	7,345
Total non-current assets		1,590,501	1,598,012
Current assets			
Inventories	7	2,522	10,012
Trade and other receivables	8	6,343,004	4,505,644
Cash and cash equivalents	9	537,761	1,105,484
Prepayments		387,614	461,410
Total current assets		7,270,902	6,082,550
Total assets		8,861,402	7,680,561
Shareholders' equity			
Share capital	10	10,050	10,050
Retained earnings		2,488,275	2,119,671
Total shareholders' equity		2,498,325	2,129,721
Non-current liabilities			
Loans and borrowings	11	491,264	708,723
Total non-current liabilities		491,264	708,723
Current liabilities			
Trade and other payables	12	4,444,172	3,814,247
Other taxes payables	13	1,102,318	725,889
Loans and borrowings	11	289,668	292,417
Liabilities to related parties		35,656	9,565
Total current liabilities		5,871,813	4,842,118
Total liabilities and shareholders' equity		8,861,402	7,680,561

These financial schedules have been approved for issue by the Company Directors on 10th of June 2022.

Administrator



Administrator




NEXT DOCS ECM EXPERT S.R.L.
 INCOME STATEMENT
 31 DECEMBER 2021
 (In RON unless otherwise stated)

Revenues	Notes	2021	2020
Sales	14	26,026,933	15,375,400
Other operating income	15	101,685	11,708
Total revenues		26,128,618	15,387,108
Operating expenses			
Materials and merchandise expenses		661,821	13,931
Personnel expenses	16	7,101,551	5,345,309
Depreciation and amortization		641,760	519,376
Other operating expenses	17	8,623,133	5,475,615
Total operating expenses		17,028,265	11,354,231
Profit from Operations		9,100,352	4,032,877
Finance income	18	4,075	45
Finance expenses	18	(101,336)	(78,017)
Financial result – net		(97,261)	(77,972)
Profit/(loss) before tax		9,003,092	3,954,905
Income tax credit/(expense)	19	(1,434,085)	(642,480)
Net profit/(loss) for the period		7,569,007	3,312,425

These financial schedules have been approved for issue by the Company Directors on 10th of June 2022.

Administrator



Administrator



NEXT DOCS ECM EXPERT S.R.L.
 STATEMENT OF CASH FLOWS
 31 DECEMBER 2021
 (In RON unless otherwise stated)

	Notes	
	2021	2020
Profit/(loss) before tax	9,003,092	3,954,905
Depreciation	641,760	519,376
Provisions:		
Other adjustments	(413,015)	(202,798)
Net finance costs	97,261	77,972
Cash flows from operations	9,328,528	4,349,455
Interest and Income Tax paid	(1,372,834)	(488,120)
Inventories	7,490	(2,548)
Accounts receivable and prepayments	(1,763,565)	(2,173,469)
Accounts payable and accrued expenses	1,295,544	653,147
Net cash from/(used in) operating activities	7,495,164	2,338,465
Purchase of property, plant and equipment	(583,945)	(597,220)
Interest received	-	-
Net cash from/(used in) investing activities	(583,945)	(597,220)
Payments of financial leasing	(278,539)	(257,726)
Dividends paid to non-controlling interest	(1,731,740)	(707,953)
Dividends paid to owners of the Company	(5,468,664)	(1,319,115)
Net cash from/(used in) financing activities	(7,478,942)	(2,284,793)
Net increase/(decrease) in cash and cash equivalents	(567,723)	(543,549)
Cash and cash equivalents at the beginning of the period	1,105,484	1,649,033
Cash and cash equivalents at the end of the period	537,761	1,105,484

These financial schedules have been approved for issue by the Company Directors on 10th of June 2022.

NEXT DOCS ECM EXPERT S.R.L.
 STATEMENT OF CHANGES IN EQUITY
 31 DECEMBER 2021
 (In RON unless otherwise stated)

	Share capital	Reserves	Retained Earnings	Total
Balance at 31 December 2019	10,050	-	834,314	844,364
Net profit (loss) for the year	-	-	3,312,425	3,312,425
Adjustments in retained profit	-	-	(2,027,069)	(2,027,069)
Dividend distribution	-	-	-	-
Balance at 31 December 2020	10,050	-	2,119,671	2,129,721
Net profit (loss) for the year	-	-	7,569,007	7,569,007
Dividend distribution	-	-	(7,200,403)	(7,200,403)
Balance at 31 December 2021	10,050	-	2,488,275	2,498,325

These financial schedules have been approved for issue by the Board of Directors on 10th of June 2022.

1. GENERAL INFORMATION

Description of the business

Next Docs ECM Expert S.R.L.'s principal activities include integrated services for electronic archiving, document management and secure document destruction. The Company's facilities are based in Bucharest.

Next Docs ECM Expert S.R.L ("the Company" or "NDEE") was organized as a Limited Liability Company in Romania in 2008. As at 31 December 2021 the company employed 107 persons (31 December 2020: 103).

The address of the registered office of the Company is: 25 A Bucurestii Noi Bvd., building P+3, office A210, 3rd floor, 1st District, Bucharest.

2. REPORTING ENTITY

These Financial Schedules are presented by Next Docs ECM Expert S.R.L. At 31 October 2019, the majority interest in the company (65.075%) was acquired by Inform Lykos S.A. Further on, in 2021, the interest of Inform Lykos S.A. increased to 80.6%

3. AIM AND POLICIES OF RISK MANAGEMENT

3.1 Factors of financial risk

The Company is exposed to financial risks like market risks (changes to foreign exchange rates, interest rates and market-prices), credit risk and liquidity risk.

The general program of risk management of the Company focuses on the non-predictability of financial markets and seeks to minimize the contingent negative effect on the financial performance of the Company.

Risk management is performed by the central financial service of the Company, which operates by specific rules approved by the Board of Directors. The BOD offers guidelines for the general risk management and also general guidelines for the management of specific risks like foreign exchange rate risk, interest rate risk and credit risk.

The procedure applied is the following:

- Evaluation of risks related to the activities and operations of the Company,
- Methodology planning and selection of the appropriate actions or/and financial products for the reduction of risks and
- Execution/application, according to the approved by the management, procedure of risk management.

The financial means of the Company include mainly bank deposits, trade receivables and creditors, dividends payable and leases.

3.2 Market risk

Market risk is defined as the risk according to which fair value or the future cash flows of the financial means of the Company is expected to present deviations due to changes on market prices.

This risk regarding the Company focuses on three basic types of risks: foreign exchange rate risks, interest rate risks and sales volume risks.

3.3 Foreign exchange risk

There is no important risk according to which the fair value or the future cash flows of financial means of the Group or the Company are expected to present remarkable fluctuations due to changes of foreign exchange rates.

3.4 Interest rate risk

The loan liabilities of the Company are related to fluctuant rates which depending on the market conditions can remain fluctuant or convert into stable.

The Company does not use derivatives.

3.5 Credit risk

The exposure of the Company concerning the credit risk refers to the financial assets, which are analyzed below:

	<u>2021</u>	<u>2020</u>
Cash and cash equivalents	537,761	1,105,484
Customers and Other Commercial Receivables (*)	6,343,004	4,505,644

	<u>2021</u>	<u>2020</u>
Not due	4,648,538	3,592,132
Past due 1 - 30 days	788,210	635,304
Past due 31 - 90 days	889,042	278,209
Past due 91 - 120 days	17,214	(1)
	<u>6,343,004</u>	<u>4,505,644</u>

(*)There is no financial asset of the Company insured by mortgage or other type of credit insurance. For other assets like all other financial assets, the Company is not exposed to serious credit risk.

3.6 Liquidity risk

The Company manages its liquidity needs by careful observation of debts, long-term financial liabilities and also payments made daily. Liquidity needs are observed in various time zones, on a daily and weekly basis and also on a rolling period of 30 days. Long-term liquidity needs for the next 6 months and the next year are determined monthly.

3.7 Policies and procedures of capital management

The aims of the Company, concerning capital management are the following:

- To ensure the ability of the Company to continue its operations (going-concern)
- To ensure a satisfactory performance to the shareholders and
- To maintain an ideal capital allocation in order to reduce the cost of capital.

The Company, in order to maintain or adjust its capital structure can change the dividend to the shareholders, return capital to the shareholders or sell assets to reduce its debt.

According to similar practices of its business sector, the Company observes its capital based on the leverage ratio. This ratio is estimated by dividing net borrowings to the total capital. Net borrowings are estimated as «Total Borrowings» (including «short-term and long-term borrowings» as presented in the Balance Sheet) less «Cash and cash equivalents». Total capital is estimated as «Total Equity» as presented at the Balance Sheet plus Net Borrowings.

	2021	2020
Total Borrowings	780,933	1,001,139
Less: Cash and cash equivalents	537,761	1,105,484
Net Borrowings	243,171	(104,345)
Equity	2,498,325	2,129,721
Total Capital	2,741,496	2,025,376
Leverage ratio	9.73%	-4.90%

(*) Borrowings includes only the estimated future payments for right of use assets recognized as per IFRS16.

4. BASIS OF PRESENTATION OF THE FINANCIAL SCHEDULES

4.1 Basis of preparation

These Financial Schedules have been prepared in accordance with accounting policy of Inform P. Lykos S.A. (Greece) which is based on International Financial Reporting Standards (“IFRS”). The Financial Schedules has been prepared solely to enable Inform Lykos Group, part of Austriacard AG Group, to prepare consolidated financial statements and is not intended to follow the all the presentation and disclosures required in accordance with International Financial Reporting Standards.

The financial schedules have been prepared under the historical cost convention except as disclosed in the accounting policies below. The preparation of financial schedules in conformity with group accounting policy requires the use of estimates and assumptions that affect the reported amounts of assets and liabilities and disclosure of contingent assets and liabilities at the date of the financial schedules and the reported amounts of revenues and expenses during the reporting period. Estimates have principally been made in respect to fair values of the impairment provision for property, plant and equipment, deferred profits taxes and the provision for impairment of receivables and of inventories. Although these estimates are based on management’s best knowledge of current events and actions, actual results may differ from these estimates.

4.2 Going concern

The accompanying Financial Schedules have been prepared based on the going concern principle, which assumes that the Company will continue to operate in the foreseeable future. In order to assess the reasonability of this assumption, the management reviews the forecasts of the future cash inflows.

A major Coronavirus outbreak occurred in the first quarter 2020 and continued up to 2022, adversely affecting the daily routine of the personnel and its clients and of the whole business environment in Romania, as a consequence, the Company performance. The Company performance depends on the duration of this outbreak, the effective measures taken by the personnel and the authorities in curbing the outbreak. The economic consequences and uncertainties resulting from the Coronavirus itself or from actions taken by governments and the private sector to respond to the outbreak may have an impact on the personnel of the Company and or on various financial indicators, and ultimately on the Company's going concern.

The Company's management will continue to closely monitor the developments and consequences of the epidemic, and their potential impact on the financial indicators, estimates and assumptions used in the reporting process.

5. SUMMARY OF SIGNIFICANT ACCOUNTING POLICIES

Financial assets and financial liabilities are recognised on the Company's balance sheet when the Company becomes a party to the contractual provisions of the instrument.

The principal accounting policies adopted in the preparation of these consolidated financial schedules are set out below:

Implications of COVID-19 on significant accounting policies and estimates

Due to the COVID-19 pandemic, which had a significant impact on economic and financial markets, the Company considered the adequacy of the accounting policies, estimates and assumptions used in 2021 and assessed the impact on its financial position, cash flows and financial performance.

5.1 Cash and cash equivalents

Cash and cash equivalents are carried in the balance sheet at cost. For the purposes of the statement of cash flows, cash and cash equivalents comprise cash on hand, cash held at call with banks, other short-term highly liquid investments with original maturities of three months or less, and bank overdrafts.

5.2 Trade receivables

Trade receivables are carried at original invoice amount less provision made for impairment of these receivables. A provision for impairment of trade receivables is established when there is objective evidence that the Company will not be able to collect all amounts due according to the original terms of sale. The amount of the provision is the difference between the carrying amount and the recoverable amount, being the present value of expected cash flows, discounted at the market interest rate available on origination for similar borrowers.

5.3 Leases

Leases of property, plant and equipment where the Company has substantially all the risks and rewards of ownership and also right of use assets leases as per IFRS 16 are classified as finance leases. Finance leases are capitalised at the inception of the lease at the lower of the fair value of the leased property or the present value of the minimum lease payments. Each lease payment is allocated between the liability and finance charges so as to achieve a constant rate on the finance balance outstanding. The corresponding rental obligations, net of finance charges, are included in other long-term payables. The interest element of the finance costs is charged to the statement of income over the lease period. The property, plant and equipment acquired under finance leases are depreciated over the shorter of the useful life of the asset or the lease term.

5.4 Inventories

Inventories are recorded at the lower of cost and net realisable value. Cost is determined using the weighted average basis method. Net realisable value is the estimated selling price in the ordinary course of business, less the costs of completion and selling expenses. When necessary, provision is made for obsolete and slow-moving inventories.

5.5 Property, plant and equipment

Items of property and equipment are measured at readjusted values cost less accumulated depreciation and impairment losses.

Cost includes expenditures that are directly attributable to the acquisition of the asset. The cost of self-constructed assets includes the cost of materials and direct labour, any other costs directly attributable to bringing the asset to a working condition for its intended use and the costs of dismantling and removing the items and restoring the site on which they are located. Purchased software that is integral to the functionality of the related equipment is capitalized as part of that equipment.

When parts of an item of property or equipment have different useful lives, they are accounted for as separate items (major components) of property and equipment.

Gains and losses on disposals determined by comparing proceeds with carrying amount are recognised in profit or loss.

The Company policy is to capitalize the interest on borrowing costs for construction of buildings. The interest is capitalized only until completion of construction, in accordance with IAS 23.

Depreciation

Depreciation of property, plant and equipment is calculated using the straight-line method to allocate their cost to their residual values over their estimated useful lives:

	<u>Useful lives in years</u>
Buildings	25 to 50
Plant and machinery	12 to 20
Equipment and motor vehicles	5 to 10

Computer and related equipment

5 to 6

The residual value of an asset is the estimated amount that the Company would currently obtain from disposal of the asset less the estimated costs of disposal, if the asset were already of the age and in the condition expected at the end of its useful life. The residual value of an asset is nil if the Company expects to use the asset until the end of its physical life. The assets' residual values and useful lives are reviewed, and adjusted if appropriate, at each balance sheet date.

Operating leases

Where the Company is a lessee in a lease that is an exemption according to IFRS 16, short term or low-value assets, the total lease payments, including those on expected termination, are charged to profit or loss on a straight-line basis over the period of the lease.

Intangible assets

All of the Company's intangible assets have definite useful lives and primarily include capitalised computer software, patents, trademarks and licences.

Acquired computer software licenses, patents and trademarks are capitalised on the basis of the costs incurred to acquire and bring them to use.

Development costs that are directly associated with identifiable and unique software controlled by the Company are recorded as intangible assets if inflow of incremental economic benefits exceeding costs is probable. All other costs associated with computer software, eg its maintenance, are expensed when incurred.

Intangible assets are amortised using the straight-line method over their useful lives.

If impaired, the carrying amount of intangible assets is written down to the higher of value in use and fair value less costs to sell.

5.6 Borrowings

Borrowings are recognised initially at the fair value of the proceeds received (which is determined using the prevailing market rate of interest for a similar instrument, if significantly different from the transaction price), net of transaction costs incurred. In subsequent periods, borrowings are stated at amortised cost using the effective yield method; any difference between fair value of the proceeds (net of transaction costs) and the redemption amount is recognised as interest expense over the period of the borrowings.

5.7 Trade and other payables

Liabilities for trade and other payables are carried at cost, which is the fair value of the consideration to be paid in the future for goods and services received, whether or not billed to the Company.

5.8 Income tax and deferred tax

Current income taxes include short-term liabilities or receivables from the fiscal authorities that relate to taxes payable on the taxable income of the period and any additional income taxes from previous periods.

Current taxes are measured according to the tax rates and tax legislation in effect during the financial years to which they relate, based on the taxable profit for the year. All changes to the short-term tax assets or liabilities are recognized as part of tax expense in the income statement.

Deferred income tax is estimated using the liability method, on temporary differences arising between the tax bases of assets and liabilities and their carrying amounts in the financial statements.

Deferred tax assets and liabilities are valued based on the tax rates that are expected to be in effect during the period in which the asset or liability will be settled, taking into consideration the tax rates (and tax legislation) that have been put into effect or are essentially in effect up until the balance sheet date.

Deferred tax assets are recognized to the extent that it is probable that future taxable profit, against which the temporary differences can be utilized, will be available.

5.9 Provisions

Provisions are recognised when the Company has a present legal or constructive obligation as a result of past events, it is probable that an outflow of resources will be required to settle the obligation, and a reliable estimate of the amount can be made. Where the Company expects a provision to be reimbursed, for example under an insurance contract, the reimbursement is recognised as a separate asset but only when the reimbursement is virtually certain.

5.10 Shareholders' equity

Share capital

Ordinary shares are classified as equity. Incremental external costs directly attributable to the issue of new shares, other than in connection with a business combination, are shown as a deduction in equity from the proceeds. Any excess of the fair value of consideration received over the par value of shares issued is recognised as a share premium.

Dividends

Dividends are recognised as a liability and deducted from equity at the balance sheet date only if they are declared before or on the balance sheet date. Dividends are disclosed when they are proposed before the balance sheet date or proposed or declared after the balance sheet date but before the financial schedules are authorised for issue.

5.11 Revenue recognition

Revenue comprises the invoiced value for the sale of goods and services net of value-added tax, rebates and discounts. Revenue from the sale of goods is recognised when significant risks and rewards of ownership of the goods are transferred to the buyer. Revenue from rendering of services is based on the stage of completion determined by reference to services performed to date as a percentage of total services to be performed. Interest income is recognised on an effective yield basis.

5.12 Employee benefits

Pension costs and other post-retirement benefits

The Company, in the normal course of business, makes payments to the Romanian State on behalf of its employees. All employees of the Company are members of the Romanian State pension plan. All such contributions to the mandatory government pension scheme are expensed when incurred. The Company does not operate any other pension scheme or post-retirement benefit plan and, consequently, has no obligation in respect of pensions. In addition, the Company is not obliged to provide further benefits to current and former employees.

Social costs

The Company incurs employee costs related to the provision of benefits such as health services. These amounts principally represent an implicit cost of employing production workers and, accordingly, have been charged to cost of sales.

5.13 Derivative financial instruments and hedging

The Company does not make use of any other derivative financial instruments, nor does it enter into any hedging activities.

5.14 Foreign currency transactions

Foreign currency transactions during the period have been translated at the exchange rates prevailing at the dates of transactions. Foreign exchange gains and losses arising on the settlement and translation of foreign currency items have been recognised in the income statement.

6. INTANGIBLE AND TANGIBLE ASSETS

	Land & Buildings	Plant & Machinery	Fixtures and fittings	Construction in Progress	Software, Patents, Licenses	Total
Net book value at 1 January 2020	-	1,327,692	138,896	9,003	27,783	1,503,375
Adjustment/Revaluation	-	-	-	-	-	-
Additions	-	142,783	6,204	-	448,233	597,220
Transfers	-	-	9,003	(9,003)	-	-
Disposals	-	-	-	-	-	-
Depreciation charge	-	(368,942)	(39,042)	-	(111,392)	(519,376)
Effect of movements in exchange rates	-	9,447	-	-	-	9,447
Net book value at 31 December 2020	-	1,110,981	115,061	-	364,624	1,590,666
Net book value at 1 January 2021	-	1,110,981	115,061	-	364,624	1,590,666
Adjustment/Revaluation	-	-	-	-	-	-
Additions	-	485,187	33,008	-	126,505	644,700
Transfers	-	-	-	-	-	-
Disposals	-	(12,588)	182	-	-	(12,406)
Depreciation charge	-	(411,580)	(46,603)	-	(183,577)	(641,760)
Effect of movements in exchange rates	-	-	-	-	-	-
Net book value at 31 December 2021	-	1,172,001	101,648	-	307,552	1,581,200

7. INVENTORIES

	2021	2020
Raw materials	-	9,441
Merchandise	2,522	572
Down payments for stocks	-	-
	2,522	10,012

8. TRADE AND OTHER RECEIVABLES

	2021	2020
Trade receivables	6,337,569	4,501,896
Other non-financial receivables	5,435	3,748
Other financial receivables	-	-
	6,343,004	4,505,644

9. CASH AND CASH EQUIVALENTS

Cash and cash equivalents comprise the following:

	<u>2021</u>	<u>2020</u>
Cash at hand	1,333	1,218
Cash in banks	536,429	1,104,266
	<u>537,761</u>	<u>1,105,484</u>

10. SHARE CAPITAL

Share capital is presented at nominal value. As of 31 December 2021, share capital amounts to RON 10,050 and is fully paid in.

The structure of the shareholders of the Company at 31 December 2021 is as follows:

	<u>2021</u>	<u>2020</u>
Inform Lykos S.A.	80.600%	65.075%
Sistec Business Holding S.A.	8.560%	20.995%
AAV Next Office Lab Concept S.R.L.	10.850%	13.93%

The ultimate parent company is Austria Card AG, a limited liability company incorporated and domiciled in Austria.

11. BORROWINGS

Short-term borrowings and long-term borrowings by principal lender may be analysed as follows:

Long-term borrowings	<u>2021</u>	<u>2020</u>
Autonom & Grenke (IFRS 16)	491,264	708,723
	<u>491,264</u>	<u>708,723</u>

Short-term borrowings and bank overdrafts	<u>2021</u>	<u>2020</u>
Autonom & Grenke (IFRS 16)	289,668	292,417
	<u>289,668</u>	<u>292,417</u>

The company has also an overdraft from Banca Transilvania – total limit of 2,000,000 lei and 0 lei used at 31 Dec 2021.

12. TRADE AND OTHER PAYABLES

	<u>2021</u>	<u>2020</u>
Accounts payables	2,564,803	1,784,487
Other payables	639,631	671,838
Contract liabilities	1,239,738	1,357,922
	<u>4,444,172</u>	<u>3,814,247</u>

13. OTHER TAXES PAYABLE

NEXT DOCS ECM EXPERT S.R.L.
 NOTES TO FINANCIAL SCHEDULES
 31 DECEMBER 2021
 (In RON unless otherwise stated)

	2021	2020
Contributions and tax related to salary	173,529	68,870
VAT payable	409,576	298,273
Current income tax liabilities	519,213	358,746
	1,102,318	725,889

14. SALES

	2021	2020
Sales of merchandise	13,487	19,527
Rendering of services	24,980,652	15,355,874
Revenue from licenses & royalties	1,032,794	-
	26,026,933	15,375,400

15. OTHER INCOME

	2021	2020
Reversal of previous year accruals	93,573	-
Other income	8,112	11,708
	101,685	11,708

16. PERSONNEL EXPENSES

	2021	2020
Wages and salaries	6,268,866	4,768,064
Social security contributions & payroll related taxes & duties	191,520	188,046
Other expenses for personnel	641,165	389,199
	7,101,551	5,345,309

17. OTHER OPERATING EXPENSES

NEXT DOCS ECM EXPERT S.R.L.
 NOTES TO FINANCIAL SCHEDULES
 31 DECEMBER 2021
 (In RON unless otherwise stated)

	2021	2020
Third party services, consulting services	6,764,576	3,907,757
Commissions	615,625	472,553
Electricity, Gas, Water	128,250	84,997
Maintenance, repair, overhaul	70,788	117,724
IT & communication	19,345	12,408
Insurance	72,578	81,410
Consumables	56,523	52,847
Transportation expenses	855	26,482
Rental expenses property & machinery	412,213	319,571
Other fees and duties	22,315	16,931
Marketing, Advertising, Public relations	207	1,920
Travel expenses	6,440	4,410
Car & truck expenditure	44,865	28,723
Security	38,876	32,543
Office supplies	175,315	95,404
Other, other operating expenses	194,362	219,936
	8,623,133	5,475,615

18. FINANCIAL RESULT – NET

	2021	2020
Interest income	4,075	45
Interest expense	(63,872)	(52,378)
Bank Commissions	(19,801)	(5,838)
Loss from Foreign exchange differences (financing related)	(17,663)	(19,801)
Finance costs	(101,336)	(78,017)
Net finance costs recognized in profit or loss	(97,261)	(77,972)

19. INCOME TAX

Profit/(loss) before taxation for financial reporting purposes is reconciled to tax expense as follows:

	<u>2021</u>	<u>2020</u>
Profit/(loss) before tax	9,003,091	3,954,905
Theoretical tax charge at effective statutory rate	1,440,495	632,785
Temporary difference between IFRS and statutory generating deferred tax	(12,219)	(5,966)
Deferred income tax expense	<u>(1,955)</u>	<u>(5,731)</u>
Statutory result	7,579,271	3,342,521
Other non-deductible expenses/Other exempt rev	1,395,978	909,812
Tax effect of items, which are not deductible or assessable for taxation purposes	1,436,040	680,373
Incentives for early payments	-	(32,163)
Income tax	<u>1,436,040</u>	<u>648,211</u>
Corporate income tax	<u>1,434,085</u>	<u>642,479</u>

	<u>2021</u>	<u>Recognition, reversals</u>	<u>2020</u>
Tax effects of deductible temporary differences			
Property, plant and equipment	9,300	(1,955)	7,345
Total net deferred tax asset (liability)	<u>9,300</u>	<u>(1,955)</u>	<u>7,345</u>

20. BALANCES AND TRANSACTIONS WITH RELATED PARTIES

Related party transactions

In the normal course of business the Company enters into transactions with its related parties. These transactions are priced predominantly at market rates. Judgement is applied in determining if transactions are priced at market or non-market interest rates, where there is no active market for such transactions. The basis for judgement is pricing for similar types of transactions with unrelated parties and effective interest rate analyses.

For the purposes of these financial schedules, parties are considered to be related if one party has the ability to control the other party, is under common control, or can exercise significant influence over the other party in making financial and operational decisions. In considering each possible related party relationship, attention is directed to the substance of the relationship, not merely the legal form.

The nature of the related party relationships for those related parties with whom the Group entered into significant transactions or had significant balances outstanding at 31 December 2020 are detailed below.

i) Balances and transactions with related parties

At 31 December 2021, the outstanding balances with related parties were as follows:

Receivables balances	2021	2020
Inform Lykos S.A.	20,016	259,259
	20,016	259,259

Payable balances	2021	2020
Next Docs Confidential S.R.L.	26,479	9,565
Inform Lykos S.A.	9,177	
	35,656	9,565

The sales and acquisitions with related parties for the year 2021 & 2020 were as follows:

Sales to related parties	2021	2020
Inform Lykos S.A.	1,202,260	553,325
Next Docs Confidential S.R.L.	133,007	
	1,335,267	553,325

Acquisitions from related parties	2021	2020
Next Docs Confidential S.R.L.	171,636	21,028
Inform Lykos S.A.	27,326	
	198,962	21,028

ii) Key management and Administration Council members' compensation

Compensation paid to key management and directors for their services in full or part time executive management positions is made up of management agreements.

Additional fees, compensation and allowances may be paid to directors for their services in that capacity, and also for attending board meetings.

21. CONTINGENCIES, COMMITMENTS AND OPERATING RISKS

21.1 Taxation

The Romanian taxation system is undergoing a process of consolidation and harmonisation with the European Union legislation. However, there are still different interpretations of the fiscal legislation. In various circumstances, the tax authorities may have different approaches to certain issues, and assess additional tax liabilities, together with late payment interest and penalties (respectively 0.06% per day and 0.5% per month of delay). In Romania, tax periods remain open for 5 years. The Company's management considers that the tax liabilities included in these financial schedules are fairly stated.

21.2 Transfer pricing

The Romanian fiscal legislation has included regulations regarding transfer pricing between related parties since 2000. The current legislative framework defines the "arm's length" principle for transactions between related parties, as well as the methods for determining the transfer prices. Thus, it is expected that the tax authorities may initiate in depth inspections of the transfer prices, in order to ensure that the taxable profit and/or the customs value of imported goods are not misstated by the effects of transfer prices between related parties. The Company cannot assess the outcome of any such inspection.

21.3 Insurance policies

The Company holds adequate insurance policies in relation to its assets, operations, product liability, and in respect of public liability and other insurable risks.

21.4 Environmental matters

Environmental regulations are developing in Romania and the Company has not recorded any liability at 31 December 2021 for any anticipated costs, including legal and consulting fees, site studies, the design and implementation of remediation plans, related to environmental matters. Management do not consider the costs associated with environmental issues to be significant.

21.5 Legal proceedings

In the opinion of management, there are no current legal proceedings or other claims outstanding which could have a material effect on the result of operations or financial position of the Company and which have not been accrued or disclosed in these consolidated financial schedules.

21.6 Operating environment of the Company

The Romanian economy continues to display some characteristics of an emerging market. These characteristics include, but are not limited to, the existence of a currency that is not freely convertible outside Romania, restrictive currency controls, and relatively high inflation. The tax, currency and customs legislation within Romania is subject to varying interpretations, and changes, which can occur frequently.

Whilst there have been improvements in the economic trends, the future economic direction of Romania is largely dependent upon the effectiveness of economic, financial and monetary measures undertaken by the government, together with tax, legal, regulatory and political developments.

22. SUBSEQUENT EVENTS

In April 2022, the Inform Lykos acquired its remaining stakes of 19,4% in its subsidiary Next Docs ECM Expert SRL against a cash consideration of 13.697,75 RON thousand. Following this transaction, Inform Lykos controls 100% of the shares in Next Docs ECM Expert SRL.

In the first quarter of 2022, Russia started an armed conflict against Ukraine and the response of the main part of the international community was to impose various sanctions to the Russian companies, organisations and individuals. The economic consequences and uncertainties arising directly from the conflict or due to imposed sanctions mentioned above might influence local companies.

Based on the following information analysed: the Company doesn't collaborate with other companies from affected areas, nor with local companies affected by the imposed sanctions and electricity & gas expenses (whose prices might increase) are not significant in the total costs, Company's management concluded that business continuity principle is relevant in the preparation of the financial statements on 31 December 2021.

23. COVID 19

At the end of 2019, The Coronavirus epidemic broke out in China and spread rapidly around the world, later being recognized by the World Health Organisation as a pandemic. The virus had multiple worldwide consequences, the most significant of which being the public health crisis which is still a threat at this moment. Full effects (health and economic) have not been determined so far. In addition to affecting human health, coronavirus also has a negative impact on certain businesses and economic activities.

At the beginning of 2020, the virus spread rapidly in Europe, Romania being among the first countries affected by this pandemic. In the attempt to stop the spread of pandemics, in March 2020, the Romanian authorities implemented a series of measures to minimize human interaction. This had a negative impact on the economy, as some companies were seriously affected. Our Company followed the measures imposed by authorities, adjusted its activity, transformed service delivery from office work to work-from-home to a large extent, while trying to limit as much as possible any negative consequence to its workforce and business activities.

The Company's management analysed the impact of the coronavirus. Based on the analysis, the management of the company concluded that, as a consequence of active measures taken, the pandemic did not significantly and negatively affect the activity in 2021. The principle of business continuity is relevant in the preparation of the financial statements on 31 December 2021. The management of the company closely monitors developments and takes appropriate decisions regarding staff and clients to support the position and performance of the company.